



Google Classroom In EYFS

Class Teachers:

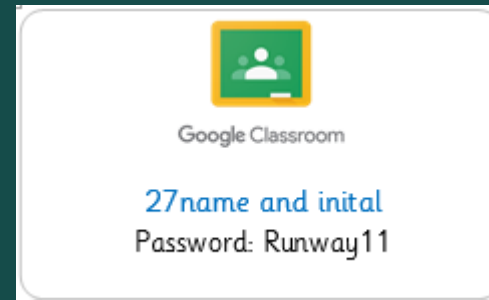
Miss Wood, Miss McPherson and Miss
Parker



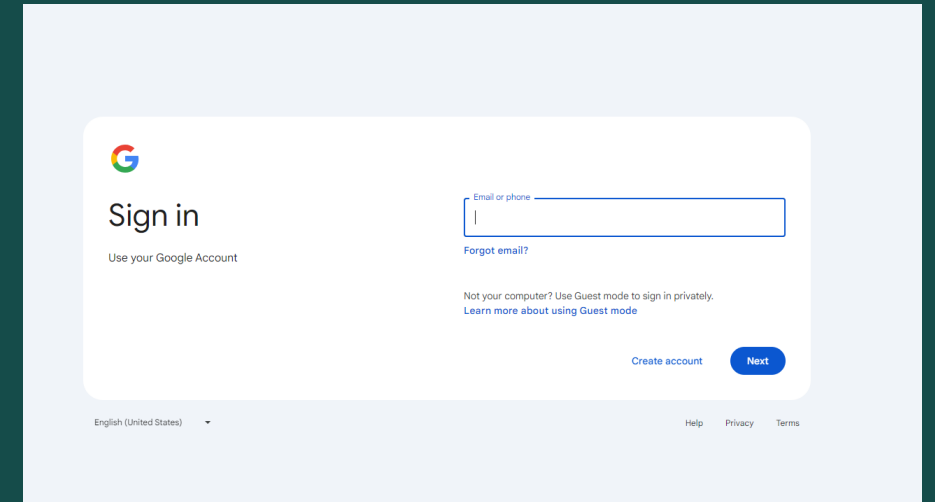
How to log in

Reception 1 class code 6mhajzij

Reception 2 class code lb7xih6p



Nursery class code yh6uawtw



https://accounts.google.com/InteractiveLogin/signinchooser?continue=https%3A%2F%2Fclassroom.google.com&passive=true&ifkv=ARpgrqcmfwFXxSIA_TC_qXNb87I_PZ3F_1GyMXrVQvyYcq0GXBarjPk5MKOzIVKh7euc0W07bBnuXA&dmm=0&flowName=GlifWebSignIn&flowEntry=ServiceLogin

Stream

Here is where you will see updates and uploads to Google Classroom

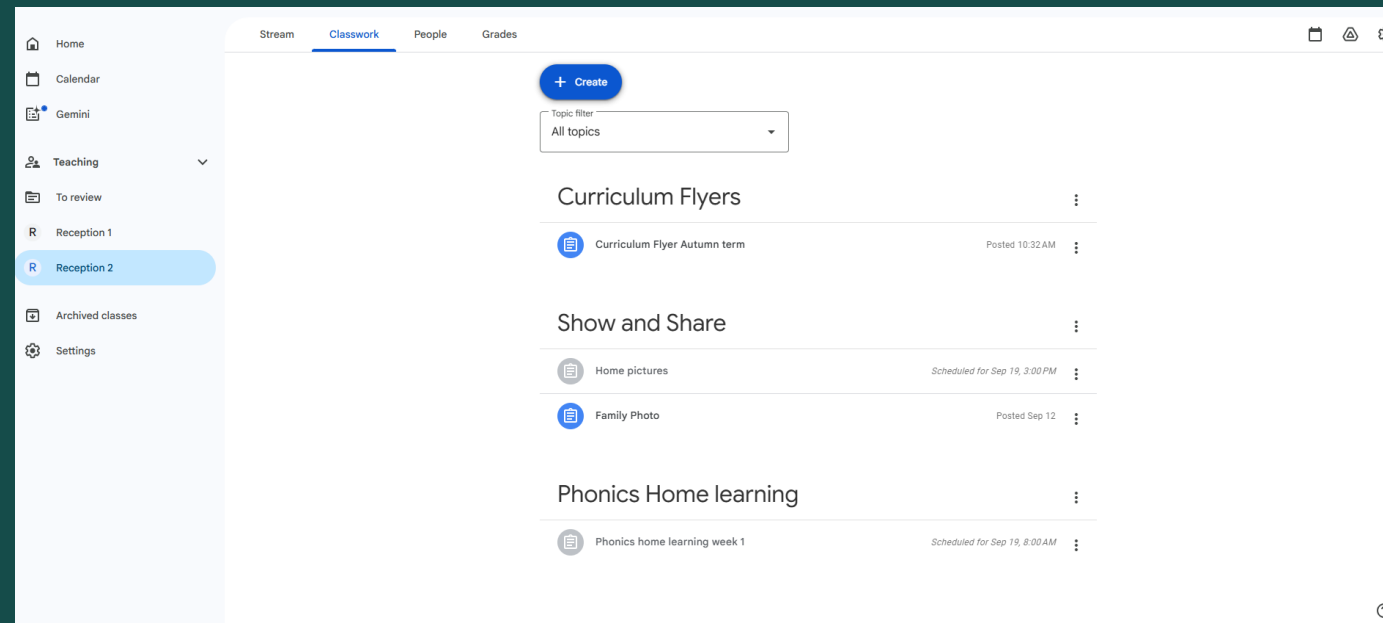
The screenshot shows the Google Classroom interface for a class named "Reception 1:2 (24-25)". The left sidebar contains navigation options: Home, Calendar, Teaching (with sub-items: To review, Reception 1:1 (24-25), Reception 1:2 (24-25), and Nursery (24-25)), Archived classes, and Settings. The main area is titled "Stream" and features a header banner for the class with a "Customize" button. Below the banner, there are several posts:

- A "Meet" section with a "Generate link" button.
- A "Class code" section displaying "4ywst74".
- An "Upcoming" section stating "No work due soon" with a "View all" link.
- A post from the teacher (C) with the text "Announce something to your class".
- A post from Emma McPherson (E) dated Sep 27: "Emma McPherson posted a new assignment: Show and Share W.B 30.9.24".
- A post from Charlotte Wood (C) dated Sep 27: "Charlotte Wood posted a new assignment: Little Wandle Home Learning week 3".
- A post from Charlotte Wood (C) dated Sep 26: "Dear Parent and Carers, We would like to invite you to a Google classroom information and support session on Wednesday 2nd October at 2:45. This session is to show you how we use Google classroom in EYFS, how to access and upload home learning and for you to ask any questions. If you have a smart phone, please bring this with you so we can support you with accessing your child's log in. Do not worry if".

Classwork

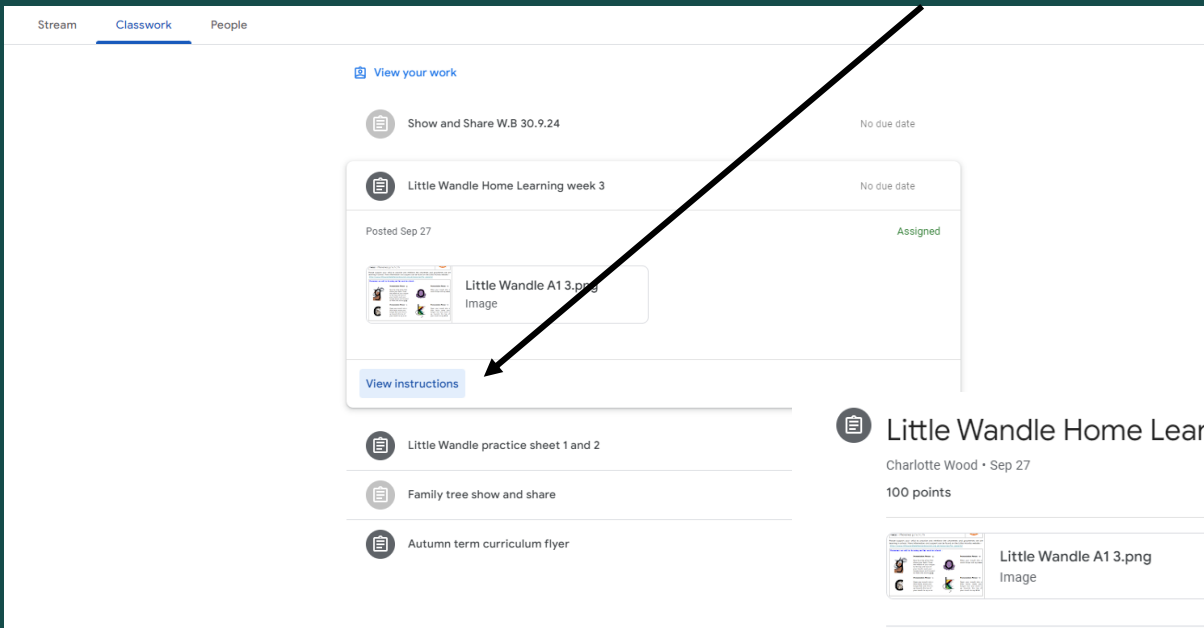
Here is where you will see classwork set

All EYFS use Google Classroom so adults can share special events that have happened outside of school, our curriculum flyers and in Reception and Nursery we post our phonics learning each week to practice at home.

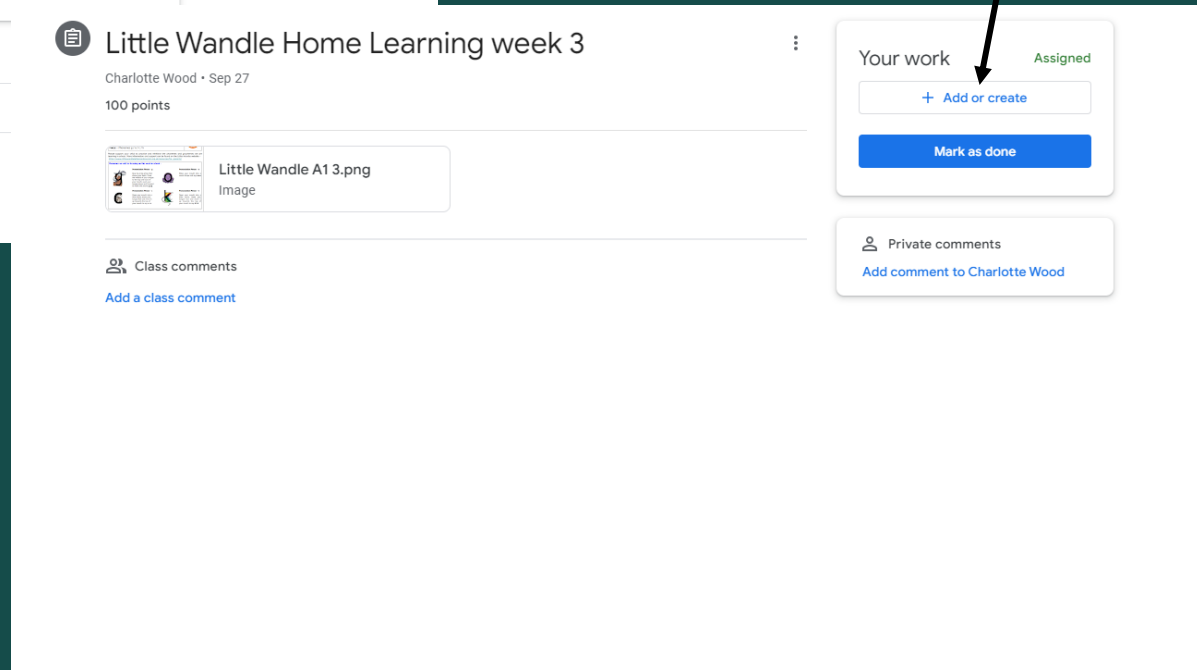


How to upload

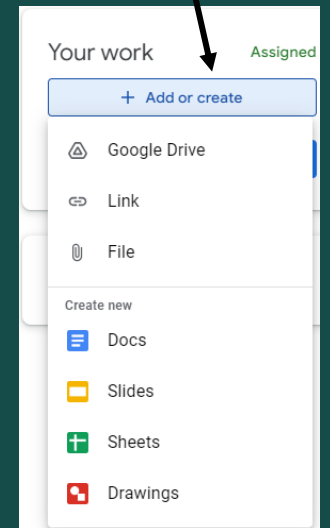
Click on the assignment you have completed and then click view instructions.



Click add or create.



Here you can choose your file type.



What to upload

Show and Share

Visiting special places



Trips to the park



Soft play



Special days out



Meeting up with friends



Cooking at home

Celebrations



Getting a new pet/Playing with a pet




Learning a new skill

Other resources that will be introduced

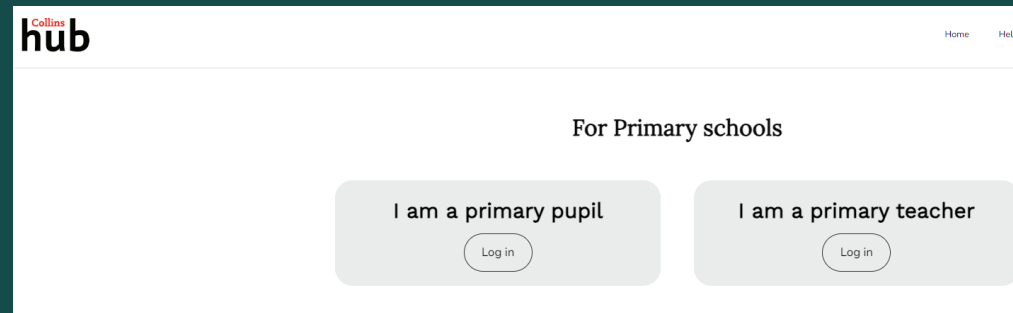
Numbots

<https://numbots.com/>



Collins hub

<https://www.collinshub.co.uk/login/>



Time to ask questions and get support



Please fill out the evaluation form

How do you currently feel about using Google Classroom?

 Good	 ok	 not confident
--	--	---

After the presentation, how do you now feel about using Google Classroom?

 Good	 ok	 not confident
--	---	--

Do you have any other questions or comments about the session?