




A day in the life

An information meeting for all new parents.

Early Years Lead:
Miss Wood



Who is who...



Miss Prickett



Mrs Richie



Miss Christmas



Mrs Wall



Miss Wood



Miss McPherson

Transition getting to know you and your child

We will do this by:

- Stay and play sessions
- Information gathered from you and the previous setting
- Transition for each child carefully planned with you and the class teacher/key person
- Opportunities to ask questions and share concerns
- Home visits

Evaluation

Everyone has been given an evaluation sheet

Complete before the presentation

Do you have other children attending the school?

<input checked="" type="radio"/> YES	<input type="radio"/> NO
--------------------------------------	--------------------------

Was this school your first choice?

<input checked="" type="radio"/> YES	<input type="radio"/> NO
--------------------------------------	--------------------------

Do you have any worries about your child starting?

<input checked="" type="radio"/> YES	<input type="radio"/> MAYBE	<input type="radio"/> NO
--------------------------------------	-----------------------------	--------------------------



Please complete this throughout the session

Daily routines

- September staggered start
- Adapt our weekly routine as and when the cohort are ready
- Reading groups to commence the 3rd week of teaching phonics

	8.40 8.55	Phonics 9:00 - 9:30	Reading Practice/ Writing Input	9:30 - 11.00	11:00-11:20 Structured story time	11.30-12.30	12:30 - 12:40	12:40 -13.00	13.00- 14.00	14:00-14:10	14:10- 3:00	3:00-3:15
Monday	Busy Fingers Wake and Shake Self- registration	Phonics	Reading practice/ Writing input	Explore and learn free flow	Lesson 1 Text introduction	LUNCH	Registration and VT	PE	Explore and learn free flow	Maths	Explore and learn free flow	Story and home time
Tuesday	Stay and read Wake and Shake Self- registration	Phonics	Reading practice/ Writing input		Lesson 2		PSED	Maths				
Wednesday	Busy Fingers Wake and Shake Self- registration	Phonics	Reading practice/ Writing input		Lesson 3		Show and Share	Music				
Thursday	Busy Fingers Wake and Shake Self- registration	Phonics	Reading practice/ Writing input		Lesson 4		EAD	Maths				
Friday	Busy Fingers Wake and Shake Self- registration	Phonics	Reading practice/ Writing input		Lesson 5		UW	Maths Beacon Pupil				

How does my child learn?

Characteristics of effective learning

Characteristics of Effective Learning

Playing and exploring – engagement

Finding out and exploring
Playing with what they know
Being willing to 'have a go'

Active learning – motivation

Being involved and concentrating
Keeping trying
Enjoying achieving what they set out to do

Creating and thinking critically – thinking

Having their own ideas
Making links
Choosing ways to do things



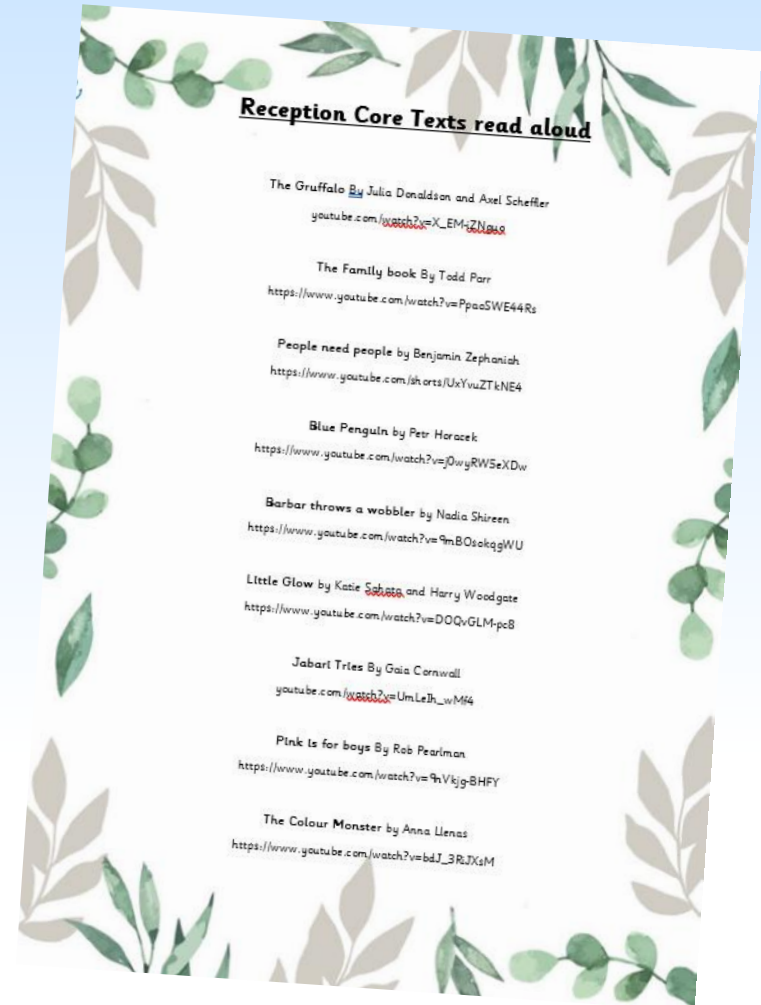
How does my child learn?

Characteristics of effective learning

Developing independence



Core Texts



Phonics




- We teach phonics through using Little Wandle resources. Phonics teaching commences on the second week of Reception.
- The children beginning with learning Phase 2 GPCS and then progress to Phase 3 and 4.



S	t	p	n	m	d	g	c	r
s	tt	pp	nn	mm	dd	gg	ck	rr
ss							ck	cc
h	b	f	l	j	v	w	x	y
bb	ff	ll		vv				
z	qu	ch	sh	th	ng	nk		
zz								
s								
a	e	i	o	u				
ai	ee	igh	oa	oo	oo	ar		
or	ur	er	ow	oi	ear	air		

Literacy

We use CUSP resources to teach literacy. We have chosen high quality texts with rich vocabulary which are carefully sequenced.




Our curriculum maps

<https://www.howedell.herts.sch.uk/early-years/>

Maths

Maths is taught using Essential Maths resources. We teach maths explicitly during carpet sessions, small group activities and throughout our provision.



Wider Curriculum learning

Our curriculum is taught through over arching topics. Knowledge and skills are sequenced carefully to support progression.



Outdoor Provision



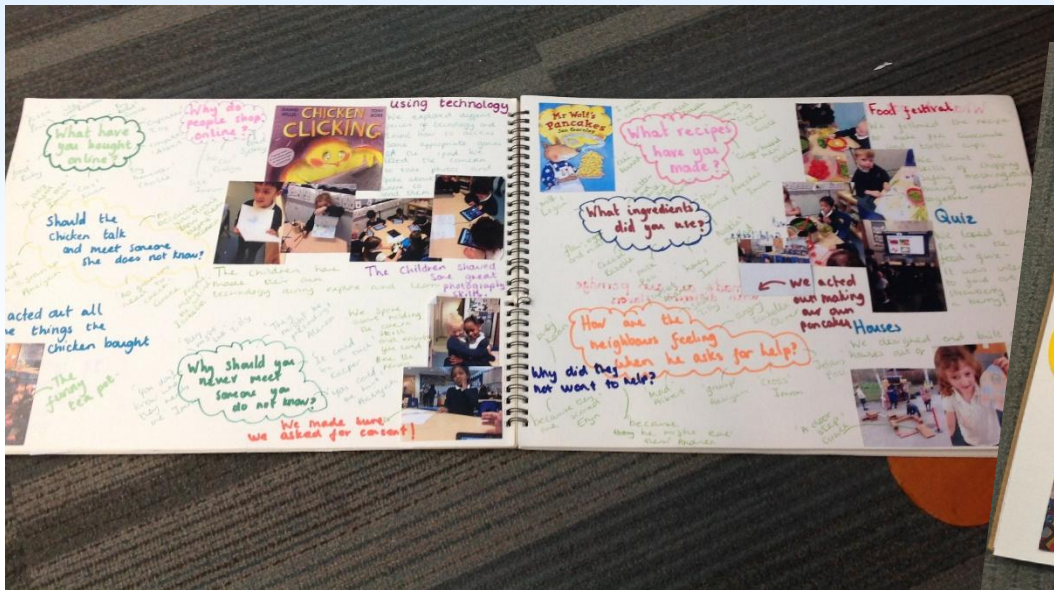
Lunch

All the children eat in our lunch hall. The children are able to have school dinners or you can provide a packed lunch.




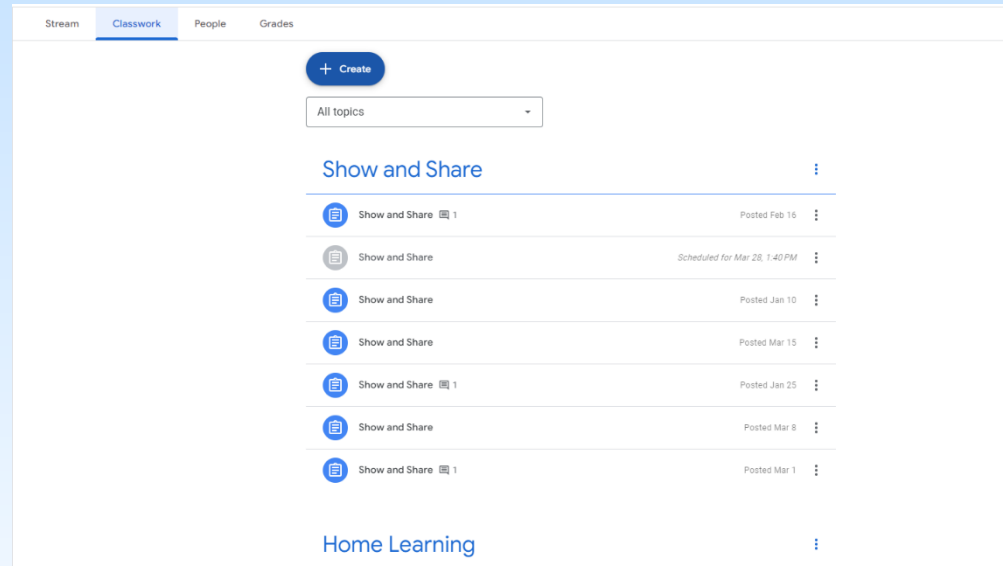
Floor books

We use floor books to capture the children's voice throughout the week and show case their learning.



Google Classroom

- Weekly 'Show and Share'
- Develop Communication and Language
- Supports PSED
- Home learning



We support learning at home in a variety of different ways

Look out for:

- Parent consultations meetings
- Home learning suggestions
- Little Wandle practice, reading using E Collins, sharing books, letter join and Numbots
- Parent/carer workshops (for example, how to support early reading)
- Information and tips in newsletters, on social media and the school website
- Information on displays around school

How we communicate with you

Communication is so important. It plays a huge role in ensuring that you are regularly sharing information with us to best support your child.

We do this by...

- Daily chats at drop off and pick up time
- Parent consultation meetings twice per year
- End of year reports
- Google classroom notices
- Newsletters
- Notices on classroom window
- Social Media –Twitter
- Email - *reception@howedell.herts.sch.uk*
- School Website <https://www.howedell.herts.sch.uk/>
- Our class pages <https://www.howedell.herts.sch.uk/reception/>



Thank you for coming

Complete before the presentation

Do you have other children attending the school?

<input checked="" type="checkbox"/> YES	<input type="checkbox"/> NO
---	-----------------------------

Was this school your first choice?

<input checked="" type="checkbox"/> YES	<input type="checkbox"/> NO
---	-----------------------------

Do you have any worries about your child starting?

<input checked="" type="checkbox"/> YES	<input type="checkbox"/> MAYBE	<input type="checkbox"/> NO
---	--------------------------------	-----------------------------



We look forward to seeing you all again in September.